



**FIRST PACIFIC COMPANY LIMITED**

**第一太平**

*(Incorporated with limited liability under the laws of Bermuda)  
Website: <http://www.firstpacco.com>*

**(Stock Code: 00142)**

**OVERSEAS REGULATORY ANNOUNCEMENT**

*(This overseas regulatory announcement is issued pursuant to Rule 13.09(2) of the Rules Governing the Listing of Securities on The Stock Exchange of Hong Kong Limited.)*

**Please refer to the attached Announcement of PT. PP London Sumatra Indonesia Tbk, a subsidiary of the Company, in relation to its First Quarter 2008 Operating Statistics.**


**Dated this 29<sup>th</sup> day of April, 2008**

As at the date of this announcement, the board of directors of First Pacific Company Limited comprises the following directors:

Anthoni Salim, *Chairman*  
Manuel V. Pangilinan, *Managing Director and CEO*  
Edward A. Tortorici  
Robert C. Nicholson  
Ambassador Albert F. del Rosario  
Napoleon L. Nazareno  
Prof. Edward K.Y. Chen\*, *GBS, CBE, JP*

Tedy Djuhar  
Sutanto Djuhar  
Ibrahim Risjad  
Benny S. Santoso  
Graham L. Pickles\*  
Sir David W.C. Tang\*, *KBE*

*\* Independent Non-executive Directors*



LONSUM

28<sup>th</sup> April 2008

ANNOUNCEMENT OF 1<sup>st</sup> Q 2008 OPERATING STATISTICS OF PT PP LONDON SUMATRA INDONESIA TBK ("LONSUM")


LONSUM is pleased to announce the following unaudited operating and financial results for the quarter ended 31 March 2008.

Rp. bn	Q1 2008 (Unaudited)	Q1 2007 (Unaudited)	% Change
Sales revenue (net of export tax)	970.43	534.28	81.6
COGS	578.23	361.10	60.1
Gross profit	392.20	173.18	126.5
<i>Gross profit margin</i>	<i>40.41%</i>	<i>32.41%</i>	
Operating expenses	16.42	21.48	(23.6)
Operating profit	375.77	151.69	147.7
<i>Operating profit margin</i>	<i>38.72%</i>	<i>28.39%</i>	
Net profit after tax	267.19	91.32	192.6
<i>Net profit margin</i>	<i>27.53%</i>	<i>17.09%</i>	
EPS (full amount in Rp.) <sup>1</sup>	196	67	192.6
EBITDA	426.67	172.37	147.5
<i>EBITDA margin</i>	<i>43.97%</i>	<i>32.26%</i>	

1. The Q1 2007 EPS is fully diluted for the mandatory convertible bond on issuance at the time which has been converted into shares on 31 October 2007.

Production statistics for Q1 2008 compared to Q1 2007 were as follows:

Volume (Tonnes)	Q1 2008	Q1 2007	% Change
FFB Processed	362,455	301,985	20.0
CPO	85,961	71,864	19.8
PK	18,829	16,325	15.3
PKO	628	548	14.6
PKC	879	673	30.6
Rubber	7,071	8,295	(14.8)
Cocoa	94	467	(79.9)
Tea	290	342	(15.2)
Seeds OP ('000)	5,323	4,719	12.8



LONSUM

Seeds Cocoa ('000)	129	208	(38,0)
--------------------	-----	-----	--------

1. FFB is fresh fruit bunch
2. CPO is crude palm oil
3. PK is palm kernel
4. PKO is palm kernel oil
5. PKC is palm kernel cake
6. Rubber is measured in dry tones, but comprises unprocessed rubber, high grade rubber and low grade rubber
7. Seeds OP is oil palm seeds

LONSUM achieved the following yields in Q1 2008 compared to Q1 2007:


Description	North Sumatra		South Sumatra and East Kalimantan		Total	
	Q1 2008	Q1 2007	Q1 2008	Q1 2007	Q1 2008	Q1 2007
FFB (t/ha)	4.50	4.69	3.96	3.72	4.26	4.27
CPO (t/ha)	1.09	1.15	0.95	0.87	1.03	1.04
PK (t/ha)	0.28	0.29	0.19	0.18	0.24	0.25
Rubber					0.35	0.40
Cocoa					0.04	0.10
Tea					0.51	0.56

1. FFB and rubber yields relate to crop from INTI estates and managed PLASMA but exclude crop purchased from plasma handed over and crop from third parties.
2. LONSUM does not produce CPO in East Kalimantan.

LONSUM achieved the following extraction rates in Q1 2008 compared to Q1 2007:

Description	North Sumatra Mills		South Sumatra Mills		Total	
	Q1 2008	Q1 2007	Q1 2008	Q1 2007	Q1 2008	Q1 2007
OER	24.27	24.47	23.37	23.22	23.72	23.80
KER	6.17	6.21	4.59	4.72	5.19	5.41

1. OER is the extraction rate for crude palm oil.
2. KER is the extraction rate for palm kernel.



LONSUM

LONSUM's sales statistics for Q1 2008 compared to Q1 2007 were as follows:

Volume (Tonnes)	Q1 2008	Q1 2007	% Change
FFB	15,097	16,167	(6.56)
CPO	84,903	68,557	23.84
PK	18,885	14,516	29.75
PKO	766	1,496	(48.80)
PKG	878	658	33.43
Rubber	7,694	7,582	0.69
Cocoa	212	557	(61.94)
Seeds OP	4,737	3,892	21.80
Seeds Cocoa	77	76	1.32
Tea	319	217	47.00

The INTI hectare statement for LONSUM by crop as at 31 March 2008 is as follows:

Crop	Mature (ha)	Immature (ha)	Total (ha)
Oil palm	65,239.07	16,617.33	71,856.40
Rubber	13,899.46	3,410.33	17,309.79
Cocoa	2,270.19	232.02	2,502.21
Others	601.91	120.90	722.81
Forestry	-	141.50	141.50
Total	72,010.63	20,522.08	92,532.71

1. Forestry is non commercial crop planted to prevent erosion.

The PLASMA hectare statement for LONSUM by crop as at 31 March 2008 is as follows (includes managed plasma):

Crop	Mature (ha)	Immature (ha)	Total (ha)
Oil palm	31,170.30	1,093.10	32,263.40
Rubber	3,998.72	-	3,998.72
Total	35,169.02	1,093.10	36,262.12

1. Note that bank loans in respect of 16,840.53 ha plasma which were guaranteed by LONSUM have been repaid as at 31 March 2008.



LONSUM

The INTI hectare statement for LONSUM by location as at 31 March 2008 is as follows:

Location	Mature (ha)	Immature (ha)	Total (ha)
North Sumatra	35,563.97	4,476.17	40,039.14
South Sumatra	26,228.79	14,651.41	39,880.20
East Kalimantan	4,566.10	-	4,566.10
Java	2,173.90	380.69	2,554.59
South Sulawesi	3,863.77	909.81	4,773.58
North Sulawesi	624.10	105.00	729.10
Total	72,010.63	20,522.08	92,532.71

The gross land rights of LONSUM as at 31 March 2008 are as follows:

Location	HGU (ha)	Ijin Lokasi (ha)	HGB (ha)	Total (ha)
North Sumatra	42,452.10		1.47	42,453.57
South Sumatra	31,621.10	39,149.00	312.96	71,083.06
East Kalimantan	43,458.59		0.15	43,458.74
Java	5,560.24		0.01	5,560.25
South Sulawesi	5,784.46		0.03	5,784.49
North Sulawesi	791.92			791.92
Banten			124.89	124.89
Total	129,668.41	39,149.00	439.51	169,256.92

1. HGU refers to the right to cultivate (referred to in Indonesia as Hak Guna Usaha).
2. Ijin Lokasi is an approval granted by the Indonesian Government to a company which permits the company to commence land relinquishment or acquisition and/or cultivation within a certain prescribed period, after which time the company can apply for HGU.
3. HGB refers to the right to build (referred to in Indonesia as Hak Guna Bangunan).